

# MAGNA PLUMB VERTICAL INDICATOR

*The world's only vertical tilt indicator system designed for the toughest jobsites*

## *Ideal for...*

- Backhoes
- Dozers
- Excavators



MP1

## INSTALLATION

To install the Magna Plumb, vertically level the dipper arm. Once leveled the MP1 can be stuck into place. With the unit powered on, adjust the unit until only the center bank of LED's is on. The unit is now calibrated and you are ready to go.

## HOW TO USE

Once installed the unit has 3 readings:

1. Over extended
2. Plumb
3. Under extended

When the elevation readings are being taken simply move the dipper arm so that the plumb LED's are flashing. The plumb readings ensure that all the elevations are correct and repeatable.

## PRODUCT DESCRIPTION

Magna Plumb is the only magnetic vertical tilt indicator system designed to allow backhoe, excavator and even dozer operators a fast and efficient method to position the booms to true vertical position.

Magna Plumb indicates the vertical tilt angle of backhoes or excavator booms enabling the operator to repeatedly return the dipper arm to the vertically level position by using the highly visible LED display.

## APPLICATIONS

- Leveling heavy equipment
- Excavating
- Bulldozing



MP1 mounted to a backhoe boom

## FEATURES

- LED's visible from both front and side
- Strong magnetic attachment
- Level indication through 2°
- 200 hours battery life (9V battery)

**FUTURA**<sup>®</sup>  
TOOLS & TECHNOLOGY

ECONOMICAL ACCURATE RELIABLE RUGGED

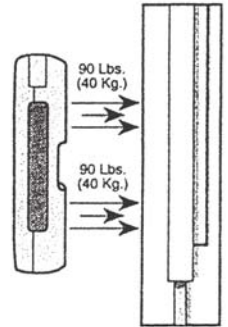
# MAGNA PLUMB VERTICAL INDICATOR

*The easy, economical way to keep your boom vertical*

## SPECIFICATIONS

Dimensions	23 cm x 10 cm x 6.6 cm (9" x 4" x 2.6")
Weight	1 kg (2.2 lbs)
Battery	1 x 9V snap-top
Battery Life	approx. 200 hours
Level indication through	2°
Proper out-of-level indication through	± 25°
Measurement axis	vertical
LEDs visible from	both front and side
LEDs visible in direct sunlight	
Magnetic attachment	

Quick magnetic attachment is tough enough to hold during digging, but easy enough to remove with just one hand.

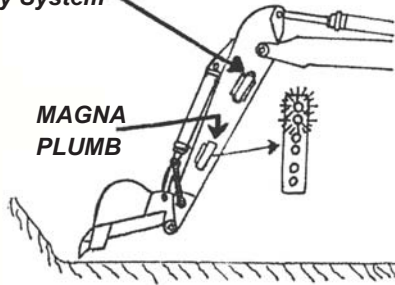


Bright LED's indicate position of dipper stick.

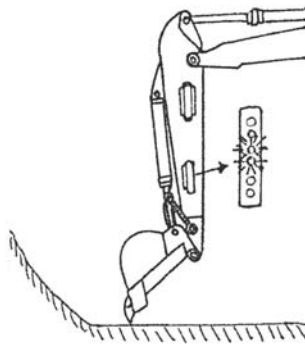
Over  
Plumb  
Under

"OVER" extended

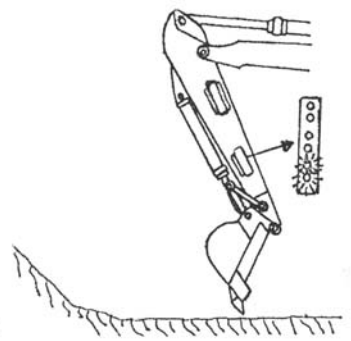
Laser Receiver  
Display System



"PLUMB"



"UNDER" extended



YOUR LOCAL FUTURA DEALER



**FUTURA**  
TOOLS & TECHNOLOGY

Futura Tools & Technology (U.S.)  
100 N. Rockwell Ave., Bldg. 96  
Oklahoma City, OK. U.S.A. 73127  
Toll Free: 877-399-9900  
Phone: 405-789-9900  
Fax: 405-495-9305  
www.Futuraus.com

Inteq Distributors (Canada)  
240 Thames Road West  
Exeter, ON. CANADA N0M 1S3  
Phone: 519-235-4200  
Fax: 519-235-3424

Rev. 11/04